ABS2-ABS10

Single Phase 1.0 AMP. Glass Passivated Bridge Rectifiers



FEATURES

- ✧ Glass passivated junction
- ✧ Ideal for printed circuit board
- ✧ Reliable low cost construction utilizing molded plastic technique
- ✧ High temperature soldering guaranteed: 260°C / 10 seconds / 0.375" (9.5mm) lead length at 5 lbs., (2.3 kg) tension
- ✧ Small size, simple installation
  Pure tin plated terminal , Lead free. Leads solderable per MIL-STD-202, Method 208
- ✧ High surge current capability

MECHANICAL DATA

- ✧ Case: Molded plastic body
- ✧ Mounting position : as Marking
- ✧ Weight: 0.12 grams

VOLTAGE RANGE

200 to 1000 Volts

CURRENT

1.0 Ampere

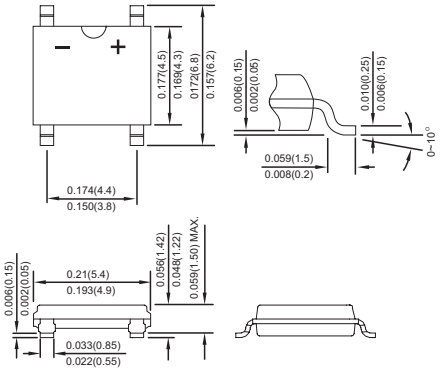

Maximum Ratings and Electrical Characteristics

Rating at 25 ℃ ambient temperature unless otherwise specified.

Parameter	Symbol	ABS2	ABS4	ABS6	ABS8	ABS10	Unit
Maximum Repetitive Peak Reverse Voltage	V_{RRM}	200	400	600	800	1000	V
Maximum RMS Voltage	V_{RMS}	140	280	420	560	700	V
Maximum DC Blocking Voltage	V_{DC}	200	400	600	800	1000	V
Maximum Average Forward Rectified Current On glass-epoxy On aluminum substrate	$I_{F(AV)}$	0.8 1.0					A
Peak Forward Surge Current, 8.3 ms Single Half Sine-wave Superimposed on Rated Load (JEDEC method)	I_{FSM}	30					A
Maximum Instantaneous Forward Voltage (Note 1) @ 0.4A	V_F	1.0					V
Rating for fusing (t<8.3mS)	I^2T	3.74					A^2sec
Maximum DC Reverse Current T_A=25 ℃ at Rated DC Blocking Voltage T_A=125 ℃	I_R	10 150					uA
Typical Thermal Resistance	$R_{\theta jL}$ $R_{\theta jA}$	25 80					$^oC/W$
Operating Temperature Range	T_J	- 55 to + 150					^oC
Storage Temperature Range	T_{STG}	- 55 to + 150					^oC

Note 1: Pulse Test with PW=300 usec,1% Duty Cycle

RATINGS AND CHARACTERISTIC CURVES (ABS2 THRU ABS10)

FIG.1 MAXIMUM FORWARD CURRENT DERATING CURVE

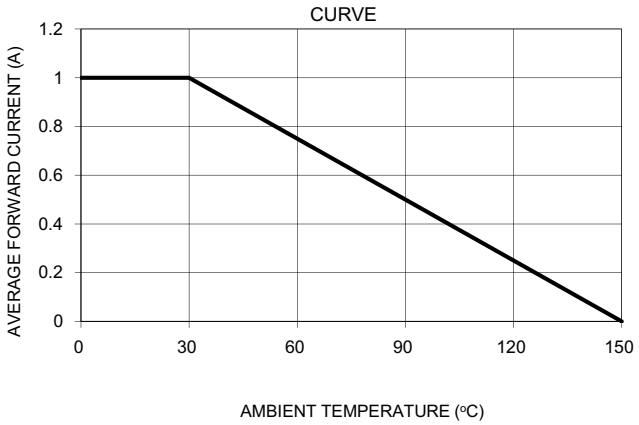

FIG. 2 TYPICAL REVERSE CHARACTERISTICS

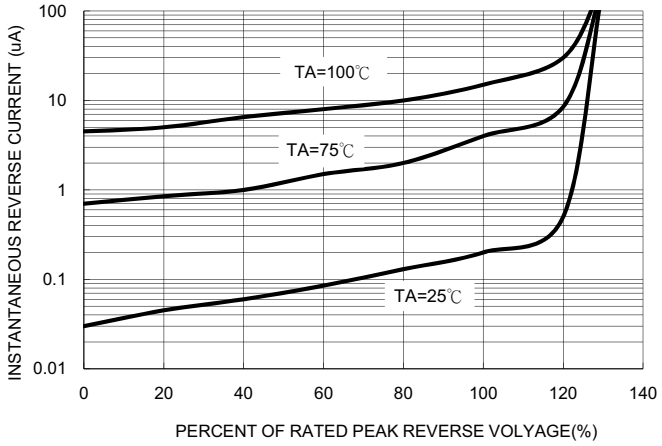

FIG. 3 MAXIMUM NON-REPETITIVE FORWARD SURGE CURRENT

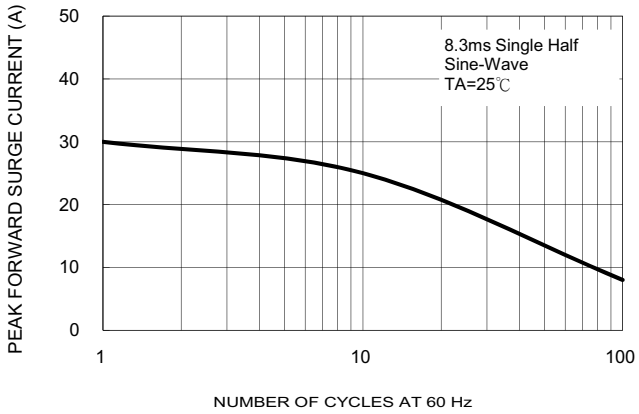

FIG. 4 TYPICAL JUNCTION CAPACITANCE

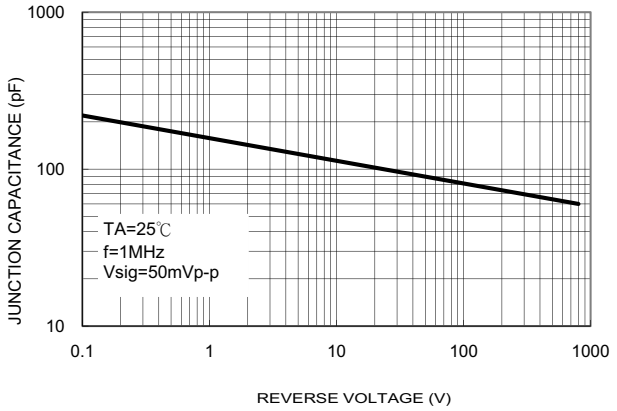
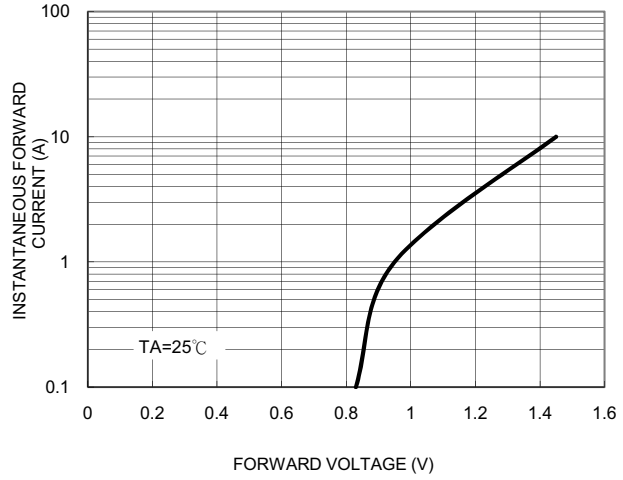
FIG. 5 TYPICAL FORWARD CHARACTERISTIC